

Welcome to Reception  
Family Learning



# Sounds Write



## What does a child need to know:

- Letters are **symbols** that **represent** sounds.
- A sound can be spelt by 1,2,3 or 4 letters.  
dog    street    night    dough
- The same sound can be spelt in different ways.  
rain    break    gate




## Skills

- **Blending** is a skill that pushes the sounds together to build a word.
- **Segmenting** is the ability to pull sounds apart.
- **Phoneme manipulation** is the ability to insert sounds into and delete the sounds out of words.

## Pure Sounds

- It is **vital** that children know the pure sounds.

a b c d e f g h i j k l m n o p q r s  
t u v w x y z  
ng ch th qu sh



## Everyday words

- Every word is decodable. In our programme we have no 'tricky' words or 'magic' letters even the ones that sound different can be sounded out.
- In the word \_\_\_\_\_ this sound is \_\_\_\_\_.  
eg the

Here are some everyday words that the children will learn in reception.  
is, a, the, I, for, of, are, was, all, come, some, to, there, their, these.

## How do we teach phonics ?

- Symbol Search
- Sound Swap
- Word Builder



s	t	i
a	m	n
p		o



## How do we teach phonics ?

- Symbol Search
- Sound Swap
- Word Builder



## What can you do at home ?

- Udemy SoundsWrite Course (free!)  
<https://www.udemy.com/course/help-your-child-to-read-and-write/>

- SoundsWrite App



## Top Tips for Reading

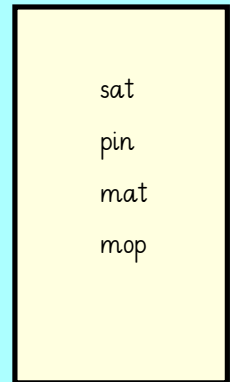

- Encourage your child to use their finger to track the sounds.
- Make the phrase 'Say the sounds and read the word.' your reading motto.
- If your child can say the sounds but struggles to hear the word model the blending process for them by holding and blending certain sounds. e.g strap
- Allow time to look at the picture for clues to the words *but cover the image after if the child finds it distracting.*

- Word Builder -

parent reads the word and your child must use the sound cards to build the word.

*Remember to make your child 'say the sound and read the word' at the end.*

## Over to YOU!




**Parent Script:** I want you to build the word ....  
What is the first sound you can hear in the word .....  
What is the next sound you can hear in the word .....  
What is the last sound you can hear in the word ....  
Now say th sounds and read the word.

- Messy Letters - practicing letter formation in the foam. Children must say the sound and write it down.

*Remember this is about the starting point of each letter.*



stage 1



stage 2



- Read and Swat -parent to say the word and your child must find it and swot it with the fly swot.



### Simplifier

- \* Say the word as normal.
- \*\* Say the word exaggerating sounds that can be extended.
- \*\*\* Segment the sounds like a robot.

- Everyday Word Detectives -parent to select an everyday word from the list on the clipboard. Your child must then select a book and hunt for the word. When they find it 3 times, they can tick it off. *Remember, all words are decodable when you have the knowledge. At this point to children don't have the knowledge for all the sounds so some sight work is needed.*







## Word Builder- Parent Script:

I want you to build the word - **sit**

What is the first sound you can hear in the word **sssssit**

What is the next sound you can hear in the word **siiiiiiiiit**

What is the last sound you can hear in the word **si**t****

Now say the sounds and read the word.