




Nursery Curriculum

Every day your child enjoys a broad range of different subjects and learning experiences. We follow a similar timetable every day, so that we can embed our classroom routines and master skills that are important within subjects, such as English and Maths.

8:30-9:10am	Morning Meeting and Sounds
9:10-10:00am	Choosing Time
10:00-10:20am	Break Time
10:20-10:30am	Snack and Story
10:35-11:00am	Maths or Talk for Writing*
11:00-11:30am	AM students: Knowledge or Character and Milk Time. FT students washing hands
11:30-12:30pm	Lunch/ Break Time
12:30-1:00pm	Maths or Talk for Writing*
1:00-3:00pm	Choosing Time
2:00-2:15pm	PM Snack and Sounds
3:00-3:25pm	Knowledge or Character*
3:25-3:30pm	Reflection and Milk Time

*Alternated throughout a two week period to ensure AM and PM students have equal sessions of Talk for Writing and Maths Meeting.

Sub ject	What is my child learning about at school?
English Literature <i>Talk 4 Writing</i> 	Your child is learning to use their confident voice to retell stories using a 'Talk for Writing' approach. The story that we will be learning this term is <i>The Little Red Hen</i> by Paul Galdone. We will begin by retelling this story as a class using actions with our bodies. The children will work towards retelling the story independently, using props and story maps. Your child will continue learning about the structure of a story (beginning, middle and end) and make predictions about what might happen next within the story. We will start by innovating the story to make our own version of <i>The Little Red Hen</i> , followed by writing shared and independent sentences about the emotions the hen is feeling, and then apply the bread making process in the story to make our own bread.
Reading <i>Sounds-Write (Phonics)</i> 	Your child is continuing to learn to segment and blend the sounds together in CVC (consonant, vowel, consonant) words. We will practise these skills during sounds lessons everyday by build words, swapping sounds, writing our own words, and completing symbol searches. These experiences will support your child when applying this knowledge in their independent reading and writing. This term we will be focusing on writing simple sentences using the sounds that we have learnt.
Mathematics 	This term we will be exploring numbers 1-10 and focusing on the fact that numbers are made up of smaller numbers. We will be continuing our work with repeating patterns and will now be exploring how to fix a mistake in an ABC pattern. Our work with spatial awareness will focus on positional language and how to manipulate objects to fit into a shape. Finally, we be introducing the concept of measuring the weight and length of objects using non-standard measuring tools
Knowledge Science, History, Geography, Technology and RE	Our unit this term is 'At the Farm'. Your child will be building on their prior knowledge of farm animals and life that they know of. We will examine two different types of farms (livestock and crop), the various jobs that are required to run a farm, animals you might find on a farm, animal babies and their parents, crops grown on a farm, and machinery used on a farm.
Character and Jigsaw 	In our character sessions, your child will be learning about Judgment and Prudence, Forgiveness, Appreciation and Awe. We will be reading stories about these character virtues and putting them into practice in the classroom and around the wider school community. In our Jigsaw sessions we will be exploring the topic of Relationships. We will be focusing on how to be part of a team and how our roles might change within a group. We will look at techniques we can use to solve disagreements and how to manage our emotions when things get a bit tricky.
Art, Design and Technology 	This term we will be looking at the artist Giuseppe Archimboldo. We will be recreating his fruit pictures through the medium of collage. We will also be looking at turning on and off different types of technology and exploring how we can record our work using iPads, and talking clipboards.

<p>Music</p> 	<p>Your child sings with their class every day for enjoyment and to reinforce their learning. We will be continuing our learning of instrument families such as string, brass, percussion, woodwind as well as exploring beat, rhythm, tempo and dynamics.</p>
<p>P.E.</p> 	<p>This term we will be focusing on tennis skills. Your child will be learning how to correctly hold a racket, how to bounce and catch a ball and how to hit a ball to a friend at an appropriate speed.</p>
<p>Spanish</p> 	<p>This term we will be continuing our work on greetings, numbers to 10, and we will be learning a few Spanish nursery rhymes!</p>

Subject	How can I support my child's learning at home?
Reading	<p>Please continue to read with your child every day and support them to read simple 3 sound words such as 'jug' by saying the sounds and blending them together. As well as this, begin by asking them questions about what you have just read together. For example, "can you tell me how the fish was feeling? How do you know?". This will support their reading comprehension.</p>
Writing	<p>It is essential that your child masters forming their sounds correctly. Encourage them to practise their 'Perfect Pencil Grip' and write at home using a pencil and paper.</p>
Mathematics	<ul style="list-style-type: none"> You can practise counting small objects using 1:1 Finger correspondence, e.g. stones that you collect on a walk, small world animals or pieces of pasta Keep a look out for shapes in the environment when you are in the car or out walking Practise forming repeating patterns and look for different patterns in the environment Examine objects when cooking and ask your child to show which object is longer and which is shorter The children always enjoy singing number songs, such as 5 Green Speckled Frogs, 10 Green Bottles. Encourage your child to talk about one more or one fewer during the song
Knowledge	<p>As we are learning about farms this term, it would be great to read stories about farms with your child. These could include <i>On the Farm</i> by Axel Scheffler, <i>Farm Animals</i> by Rod Campbell, or <i>Who's On the Farm?</i> by Julia Donaldson. Ask your child to list some farm animals and how we can take care of them.</p>
Character	<p>You can support your child's learning of Judgment and Prudence by engaging your child in conversation, such as putting forward ideas and asking your child "do you think this is a good idea? Why/why not?". With our learning on Forgiveness, model showing forgiveness to your child, including using the language of "I forgive you". We will be engaging in conversations around why forgiveness is important – feel free to do the same. Lastly, there are many ways to support your child's learning on Appreciation and Awe. Encourage your child to enjoy the "little things in life" by showing appreciation and awe over minor things, such as the colours of a rainbow,</p>
Art, Design and Technology	<p>Encourage your child to continue to explore a range of media that you have at home for example, paint, tissue paper, leaves and pencils to create artworks. Encourage your child to describe their artwork, explaining why they chose certain colours or materials.</p>
Music	<p>Sing songs every day at home with your child and listen to different types of music. You can also clap or tap out simple rhythms and get your child to repeat them back to you. Explore instrument families with your child by viewing and listening to a variety of instruments on YouTube. You can discuss with your child whether the music is fast, slow, loud or soft.</p>
P.E.	<p>You can ensure your child eats a healthy, balanced diet and arrives at school having eaten a nutritious breakfast. Please support your child to practise putting on and taking off their coats, socks/tights and shoes etc.</p>