

The background features a large, tilted orange shape with a white border. To the left, there is a blue paper strip and a red pencil. At the top, an orange pencil is shown. In the bottom right corner, there is a green paper strip.

Welcome to Family
Learning.

Our focuses will be. . . .



Handwriting



Sounds

Sounds Write



- Sounds Write is a scheme to teach children how to read and write successfully.
- Your children have been immersed in this way of learning since nursery.
- The children know all of their single letter sounds e.g. a, b, c, d
- They also know all double consonants e.g. ll, ff, tt




Building on this learning all children are now working on recognising 2 letters that represent 1 sound e.g. ai, ay, a_e

rain

pay

plane





When supporting your child to select the correct representation it is important that we do not say it's the a i spelling as this reminds them of their root sound.

When 2 letters represent 1 sound we call this a digraph.



This is how we teach the
different representations of
a sound.






Moving forward the children are soon going to be learning that one spelling can represent more than one sound. E.g.
ea, ea

gr**ea**t

spe**ea**k




If a child reads a word by pronouncing the incorrect sound firstly ask them if they know any other sounds this digraph can represent. If this doesn't work we say 'In this word, this (points to digraph, represents)




How does outstanding handwriting support Sounds Write ?


For as long as the children have been exposed to multiple letters, one sound (e.g. ai, igh, eigh), they have learnt to join them.



This supports the children to recognise the sounds together and also ensures that they are saying the sounds as they write.



How does this help the children
in everyday learning ?




Complete perseverance and commitment will mean
that eventually the child are able to write with
improved pace and will develop a healthy writing
stamina.



Phonics Screening


- 40 words:
- 20 real
- 20 non-real



A screening of each child's ability to segment sounds and blend into words.




Activities

- Independent sound sorter
 - Real or rubbish
 - Search the sound
 - Digraph passage
- 



_____	_____	_____	_____

shake	great	playful	snake
tray	awaken	steak	sprain
break	trail	chainmail	staying





great

frage

fillay


streak

himake

today



A girl named Fay had a braid in her hair. She also had a maid who would stay in her house. One day, Fay asked the maid to paint her main room gray. Kait, the maid, is not okay with gray. She will try to sway her mind. "Gray is boring," Kait will claim. "You should wait." Kait's plan will fail. Fay loves gray way too much!





Sam and Faith went to play on the grass. They sat down together and ate a yummy sandwich.

A large rectangular writing area with a solid top and bottom line, and a dashed midline. It is divided into three horizontal sections, each with a dashed midline, providing a guide for letter height and placement.